

## VWS Cube

### modular video wall stand system

An insufficient wall quality on site, a trade fair participation or a freestanding installation in a room? Here's the solution: our modular video wall stand system VWS Cube. Just get the split wall you want - anytime, whenever, wherever!

The system is based on individual frame constructions, which can be installed next to or on top of each other as often as you want. Depending on the requirements, either as portrait or landscape installation.

Thanks to spring bolts with integrated twist-lock, there are no tools required for the installation. As this system allows to position several frame modules next to each other, the video wall can be infinitely extended in horizontal direction. A maximum of 7 rows of screens can be installed in vertical direction on top of each other.

The standard version of the base frame, which is used to fasten the screen, has a hanging system that can also be fine-tuned using rotary handles. The split wall can thus be conveniently aligned in height, depth and width and a gap-free matrix can be created.

The system can also be expanded with our VWH video wall mounts. Here, for example, there is the option of pulling out the screens using the „push-out function“ if necessary. The base frames are also fixed using struts on the back.

If there is no space for a floor construction, the individual frames can also be attached to the wall using integrated angles. Uneven floors are also no problem. Thanks to the height-adjustable feet, you can react quickly and easily.

Whether the execution of the video wall should start directly at floor level or with a fixed starting point can be optionally varied at any time. The space created below the video wall can be left open or covered with a frame. Our VWS-Cube, in the standard color black, can also be customized in other RAL colours on request.

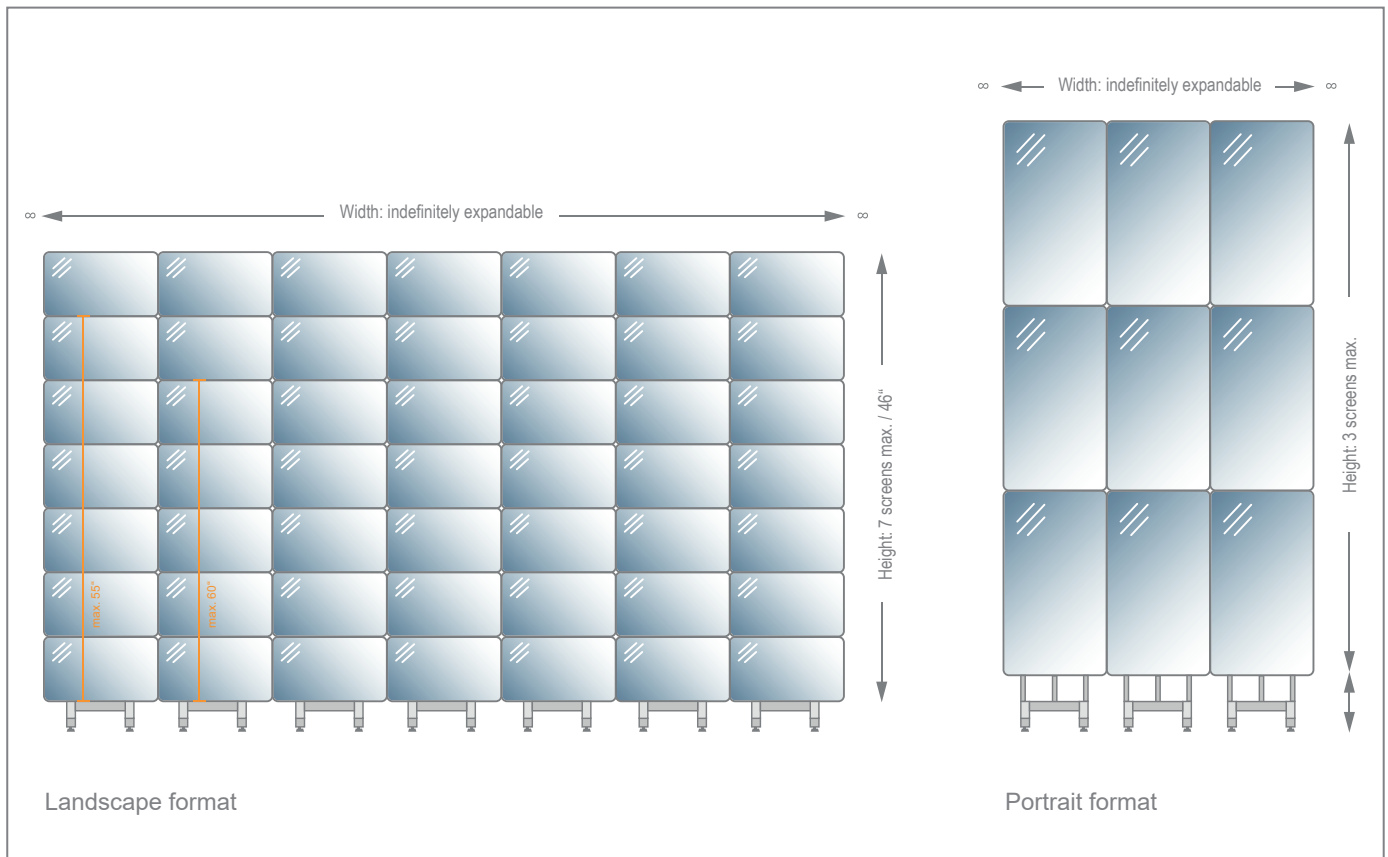


Example configuration 3x3

## VWS Cube


### modular video wall stand system

- for screens from 46 - 65" | 117 - 165 cm
- setup of system either centred or flush with front edge
- selectable height of bottom edge of screen (depending on screen 8 - 145 cm)
- screen installation in portrait or landscape format
- width indefinitely expandable
- landscape installation up to 7 rows on top of each other (7 for 46", 6 for 55", 5 for 60")
- portrait installation up to 3 rows on top of each
- no tools required for installation with spring bolts
- fine adjustment of screens on 8 points
- standard colour: black  
more RAL colours possible on request
- optional: set of castors incl. lock-type brake
- optional: blind frames (make it possible to encase the entire system. Also available for base, side frames and distance frames (spacer))
- optional: curved adapter (an angle of 30° max. can be generated per standing element)



## VWS Cube


**modular video wall stand system**



No tools required for installation with captive screws




Various starting heights can be selected  
(depending on screen from 8 to 145 cm)



Fine-adjustment for an exact splitwall



Adjustable feet to balance unevenness of floor



optional with VWH-1, extendable 286 mm max.,  
for optimal service accessibility



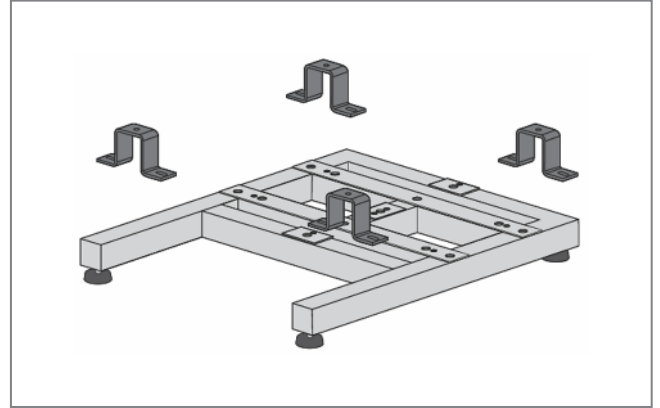
Installation in portrait or landscape format possible

## VWS Cube

**modular video wall stand system**




optional: set of castors incl. lock-type brake



optional: Fixation set



optional: with blind frame for floor elements  
and frame construction



option: adapters for a curved setup are available